

AVAIR

AV-2000Z SERIES SWITCHING POWER SUPPLY

INSTRUCTION

AV-2000 series is lightweight, high performance, high efficiency, durable, switching power supply and with highly visible back light, easy to read dual meters .

Specification

Input voltage: AC 90~125 or AC 200~240 inside selectable

Output voltage : DC 0V~24V variable

Output voltage regulation : less than 1%

Ripple: less than 9mVp-p at rated load

Protection:

1 short protection: it will reduce the output voltage down to 0.1v Amps down to 0.4Amps and the warning led will light up

when short condition remove it will automatic restart the power supply to normal condition.

2 overload protection: same as above

3 over voltage protection: same as above

4 over temperature protection: AV-2000 series has two stage over temperature protection function see attached Fig5.

Output current: AV-2015/AV-2015NF :Max Dc24v 6A DC16V 13 A DC12V 15A DC5V 20A DC3V 21A

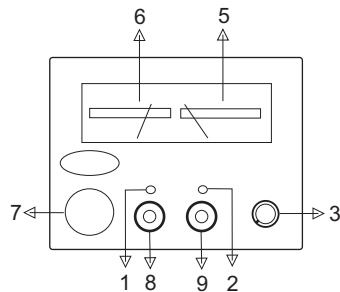
AV-2025/AV-2025NF :Max Dc24v 9A DC16V 17 A DC12V 18A DC5V 20A DC3V 21A

Dimension :180(D)X126(W)100(H)mm

Weight : AV-2015 1.3Kg AV-2015: 1.5Kg

Function Description

Fig 1. For AV-2000Z series only



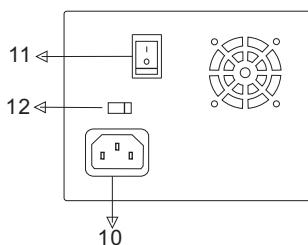
1 Power indicator : Light up when the unit turn on.

2 Warning indicator: Light up when output terminal short or over load, over voltage(preset 16Dcv), component over hot.

3 Voltage adjust knob: Turn clockwise increase the output voltage , when at center position factory preset Dc 13.8v.

4 Noise Offset knob: Adjust the switching frequency of the power supply from 19kHz~31kHz. this function is special design for communication radio use. when you meet noise from the radio try to turn this knob clockwise or counter clockwise it can reduce the noise output of the radio. Factory preset this knob at center position

Fig 3.



5 Amps indicator meter: Display the output current when connect any device.

6 Voltage indicator meter: Display the output voltage.

7 Output Socket!: Dc output max 10 Amps

8 Output terminal: Negative polar of Dc output

9 Output terminal: Positive polarl of Dc output

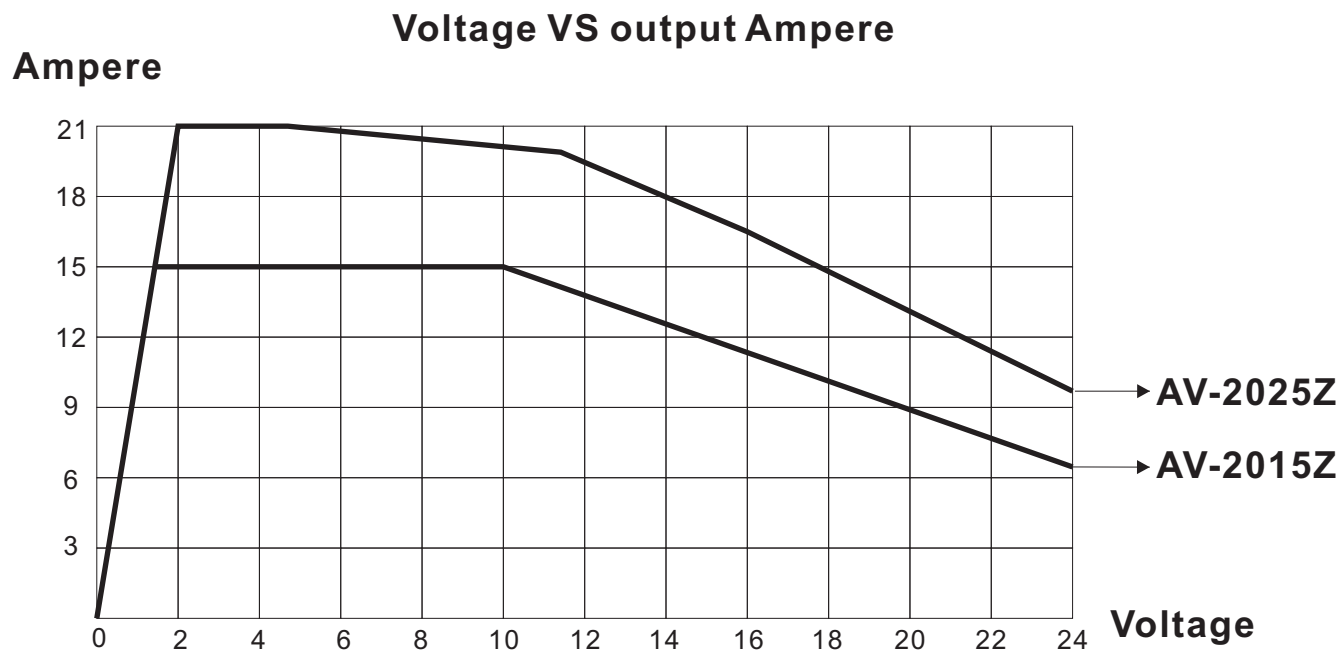
10 Ac input socket: Ac 90v~120v or Ac 200v~240v

11 Power switch: Turn the unit on or off

12 Ac input voltage select switch: select 110V or 230V

Caution

- 1 This power supply is natively ground, always use the AC outlet with ground terminal.
- 2 Before replacing a fuse make sure you have unplug the Ac plug and never use unproperly fuse value.
- 3 Do not block the air convention slits to keep the efficient heat radiation.



AVAIR ELECTRONICS CO.

NO.88 SAN TOE RD. SEC. 1 KAOSHIUNG ,TAIWAN
Phone:+886-7-7519135 Fax:+886-7-7512008
E-Mail:sales@avair.biz