

AVAIR

AV-3000BCM SERIES SWITCHING POWER SUPPLY

INSTRUCTION

AV-3000BCM series is lightweight, high performance, high efficiency, durable, switching power supply and with highly visible back light, easy to read dual meters .

Specification

Input voltage: AC 90~125 or AC 200~240 inside selectable

Output voltage : DC 4.0V~16V variable

Output voltage regulation : less than 1%

Ripple: less than 9mVp-p at rated load

Protection:

1 short protection: it will reduce the output voltage down to 0.1v Amps down to 0.4Amps and the warning led will light up

when short condition remove it will automatic restart the power supply to normal condition.

2 overload protection: same as above

3 over voltage protection(if over Dc16v):same as above

4 over temperature protection: AV-3000 series has two stage over temperature protection function see attached Fig5.

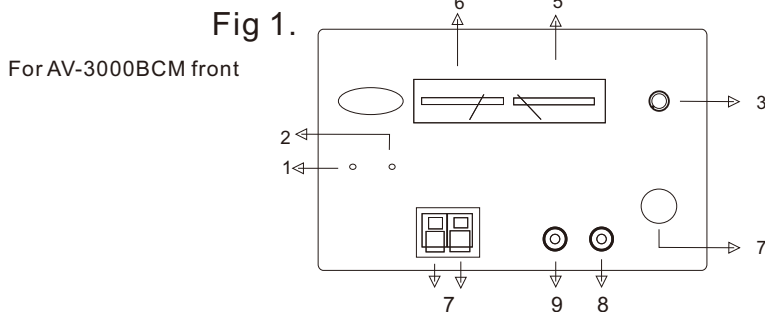
Output current: AV-3035BCM :Max 35 Amps continuous 30 Amps

AV-3045BCM :Max 45 Amps continuous 40 Amps

Dimension :220(D)X180(W)X110(H)mm

Weight : AV-3035BCM 2.4Kg AV-3045BCM 2.7Kg

Function Description



1 Power indicator : Light up when the unit turn on.

2 Warning indicator: Light up when output terminal short or over load, over voltage(preset 16Dcv), component over hot.

3 Voltage adjust knob: Turn clockwise increase the output voltage , when at center position factory preset Dc 13.8v.

5 Amps indicator meter: Display the output current when connect any device.

6 Voltage indicator meter: Display the output voltage.

7 Output Socket: Dc output max 10 Amps

8 Output terminal: Negative polar of Dc output

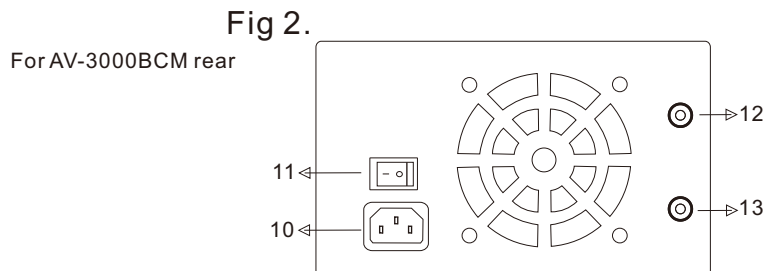
9 Output terminal: Positive polar of Dc output

10 Ac input socket: Ac 90v~120v or Ac 200v~240v

11 Power switch: Turn the unit on or off

12 Battery charge terminal: Negative polar

13 Battery charge terminal: Positive polar



Caution

- 1 This power supply is natively ground, always use the AC outlet with ground terminal.
- 2 Before replacing a fuse make sure you have unplug the Ac plug and never use unproperly fuse value.
- 3 Do not block the air convention slits to keep the efficient heat radiation.

Fig 5. Heat sink temperature Vis Max output Amps

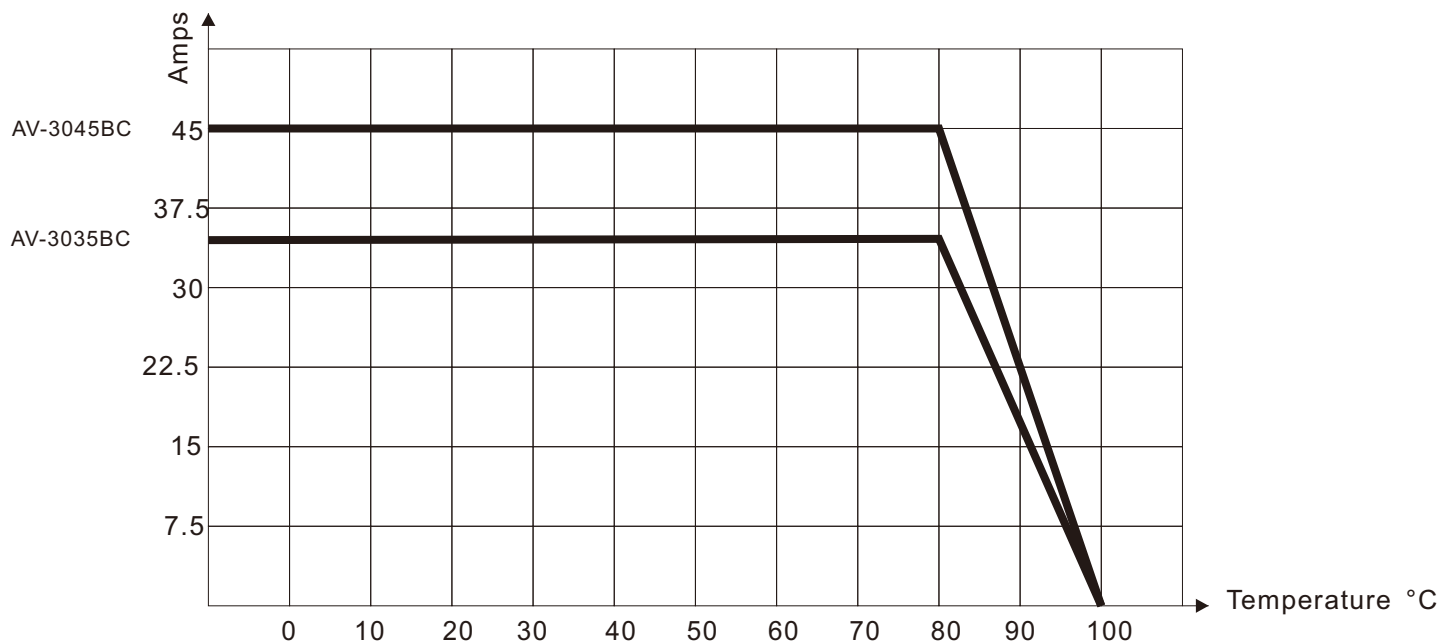
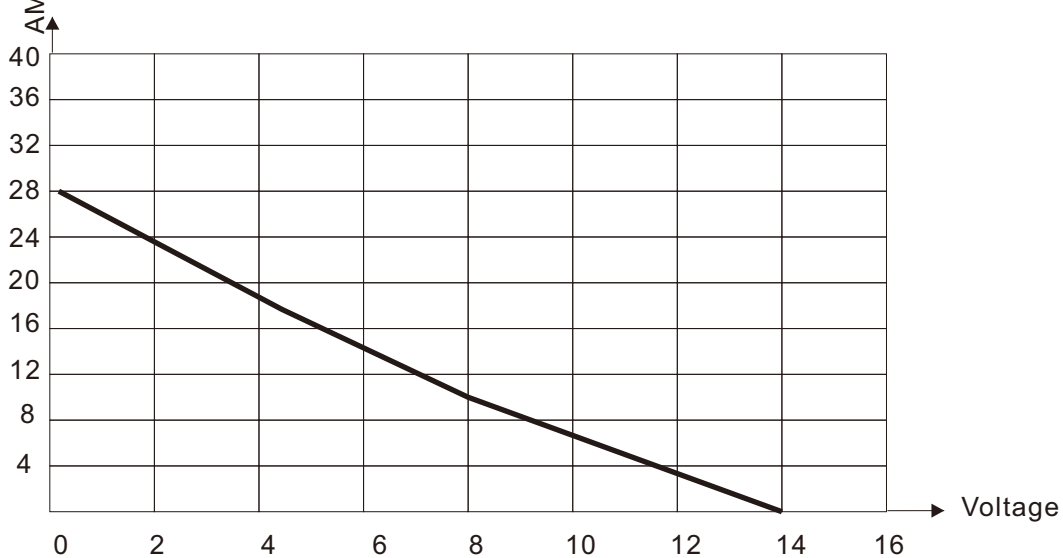


Fig 4. CHARGE CURRENT VIS BATTERY VOLTAGE

AV-3035BCM/AV3045BCM



AVAIR ELECTRONICS CO.

NO.88 SAN TOE RD. SEC. 1 KAOSHIUNG ,TAIWAN
Phone:+886-7-7519135 Fax:+886-7-7512008
E-Mail:sales@avair.biz