

# AVAIR ELECTRONICS CO.

## AV-6000 SERIES SWITCHING POWER SUPPLY

### INSTRUCTION

AV-6000BCM series is lightweight, high performance, high efficiency, durable, switching power supply and with highly visible back light, easy to read dual meters .

### Specification

Input voltage: AC 90~125  
Output voltage : DC 4.0V~16V variable  
Output voltage regulation : less than 1%  
Ripple: less than 12mVp-p at rated load

Max:output Amps :75Amps

Battery charge Amps :Max 20Amps 20seconds rate 5Amps

Battery discharge Amps: Max 60Amps

Protection:

1 short protection: it will reduce the output voltage down to 0.1v Amps down to 0.4Amps and the warning led will light up

when short condition remove it will automatic restart the power supply to normal condition.

2 overload protection: same as above

3 over voltage protection(if over Dc16v):same as above

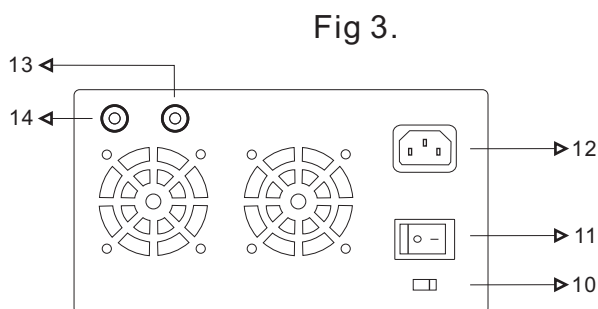
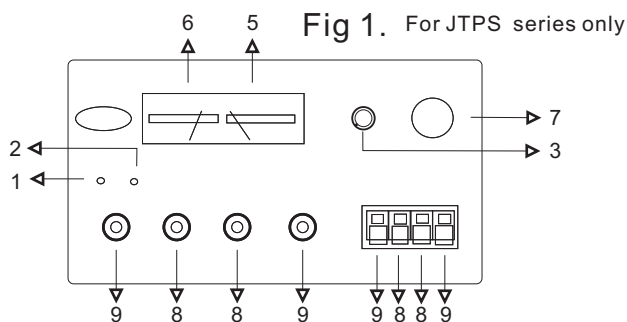
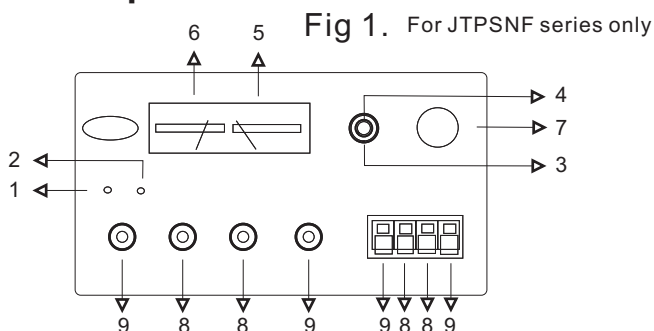
4 over temperature protection: AV-6000 series has two stage over temperature protection function see attached Fig5.

Output current: AV-60755BCM :Max 75 Amps continuous 65 Amps

Dimension :240(D)X250(W)150(H)mm

Weight : AV-6075BCM 4.8 KG

### Function Description



1 Power indicator : Light up when the unit turn on.

2 Warning indicator: Light up when output terminal short or over load, over voltage( preset 16Dcv), component over hot.

3 Voltage adjust knob: Turn clockwise increase the output voltage , when at center position factory preset Dc 13.8v.

4 Noise Offset knob: Adjust the switching frequency of the power supply from 19kHz~31kHz. this function is special design for communication radio use. when you meet noise from the radio try to turn this knob clockwise or counter clockwise it can reduce the noise output of the radio. Factory preset this knob at center position

5 Amps indicator meter: Display the output current when connect any device.

6 Voltage indicator meter: Display the output voltage.

7 Output Socket: Dc output max 10 Amps

8 Output terminal: Negative polar of Dc output

9 Output terminal: Positive polar of Dc output

10 Ac input socket: Ac 90v~120v or Ac 200v~240v

11 Power switch: Turn the unit on or off

12 Ac input voltage select switch: select 110V or 230V

13 Battery charge/discharge terminal : Negative polar

14 Battery charge/discharge terminal : Positive polar

## Caution

- 1 This power supply is natively ground, always use the AC outlet with ground terminal.
- 2 Before replacing a fuse make sure you have unplug the Ac plug and never use unproperly fuse value.
- 3 Do not block the air convection slits to keep the efficient heat radiation.

