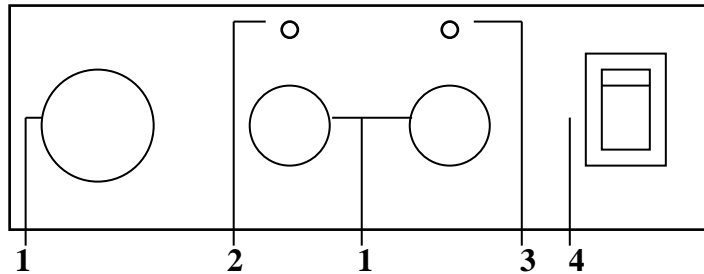


AVAIR ELECTRONICS CO

CH-730 SERIES DC CONVERTER


FRONT VIEW

- 1DC OUTPUT
- 2POWER LED
- 3WARNING LED
- 4POWER SWITCH



REAR VIEW FOR CH-730 SERIES

- 5DC OUTPUT
- 6DC INPUT

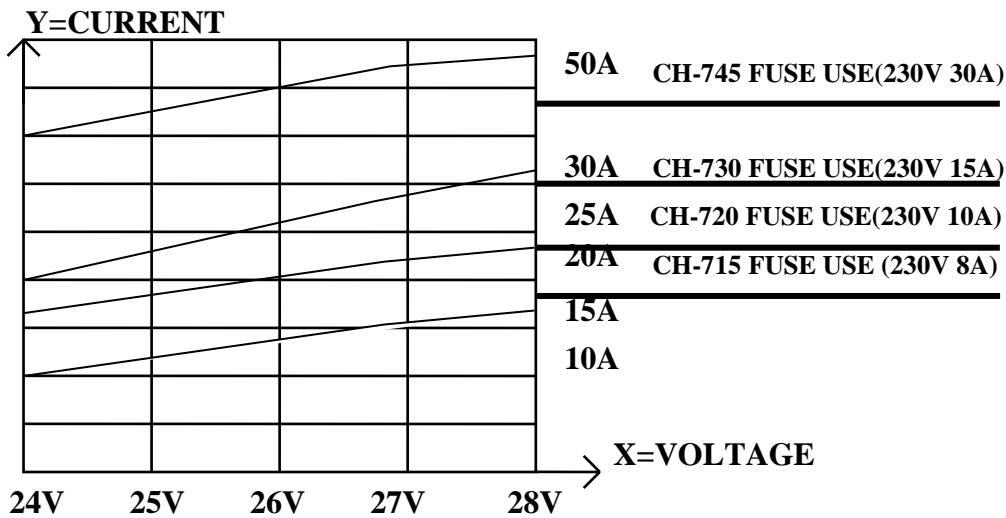


	CH-715	CH-720	CH-730	CH-745
INPUT RANGE	DC 20V ~30V			
OUTPUT VOLTAGE	DC 13.8V FIXED			
CURRENT	MAX 15A	MAX 20A	MAX 30A	MAX 45A
AMPS V.S. VOL	SEE FIG1.			
SHORT PROTECT	WARNING LED LIGHT UP			
OVER VOL	OUT PUT OVER DC16V WARNING LED LIGHT UP			
COOLING <input type="checkbox"/>	AUTO COOLING FAN			
FUSE	230V/10A	230V/15A	230V/15A	230V30A
WEIGHT/KG	1.0KG	1.2KG	1.3KG	
DEMISION/MM	156MM(X) 128MM(X) 55MM			

CAUTION:

- 1 IF THE WARNING LED LIGHT UP THE PROTECTION SYSTEM WILL START AND THE POWER WILL SHUT DOWN .PLEASE TURN THE SWITCH OFF AND RESTSRT AFTER
- 2 REPLACE THE FUSE PLEASE REFER TO THE MENU ***DO NOT USE UNPROPERLY FUSE VALUE***
- 3 DO NOT USE THE UNIT FOR BATTERY CHARGE.
- 4 DO NOT USE FOR LAMP OR MOTORIDE EQUIPMENT WHICH REQUIRE HIGH CURRENT AT START IT MAY DAMAGE THE UNIT.
- 5 DO BLOCK THE AIR CONVENTION SLITS TO KEEP THE EFFICIENT HEAT RADIATION

FIG.1 INPUT VOLTAGE VIS OUTPUT CURRENT



□ PRECAUTION:

- 1.THE CABLE CONNECT TO THE DC INPUT CAN NOT USE LESS THAN 12 AWG.
- 2.THE REAR DC OUTPUT MAX AMP IS 20A.
- 3.PLUG IN THE CONNECTOR TO DC INPUT BEFORE TURN ON THE POWER FROM BATTERY OR WILL DAMAGER THE TERMINAL.

AVAIR ELECTRONICS CO.,
No.88 San-Toe Rd. Sec.1 Kaohsiung Taiwan Tel: +886-7-7519135.7161127
Fax: +886-7-7512008, 7229066 E-Mail: sales@avair.tw