



- * HIGH-QUALITY CONDENCED MICROPHONE. BUILT-IN capable of sending our constant voice level regardless of voice, whispering, loud, etc.
- *BUILT-IN Timer Protection (preset 90 seconds)
- *PROVIDED WITH ELECTRONIC SWITCHES

SPECIFICATIONS:

- Microphone : Ceramic Microphone
- IC : 2 piece
- Transistor : 12 piece
- Diode : 7 pieces
- Output Voltage : 0 – 30mV(RMS)
- Output Impedance: 500 –100k ohms
- Microphone sensivity : -54dB
- Dc input :DC12V
- Power Consumption: 5mA (RX) 9mA(TX)
- Dimensions (Control Unit) : 50(W)*77D)*3(H)
- Weight(Control Unit) :102Grams

FUNCTION DESCRIPTION: Fig. 1 Ptt KEY Fig. 2 Control Unit

- 1 ON AIR INDICATOR : Flashes to indicate the receiving condition. The LED lights up continuously when transmitting.
- 2 PTT SWITCH : Use for short time QSO. Push for TX Release for RX. Also use it for releasing of “LOCK” switch.
- 3 Lock SWITCH : Use for continuous QSO . One push to lock , One push to release
- 4 UP/DOWN SWITCHES: Use these switches for frequency UP and DOWN. For details, please refer to the manual of transceiver.

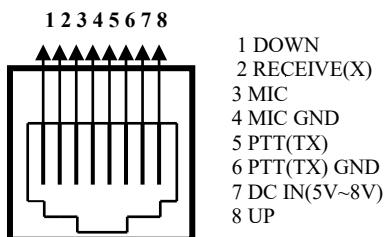


- 5 MIC :Microphone Input
- 6 MOBILE: Connect to mobile transceiver
- 7 VOLUME :Microphone output gain adjustment .
- 8 KEY1:Option Ptt key
- 9 KEY2:Multi function key always use AV-CK
- 10 DC12V: Input 12DC

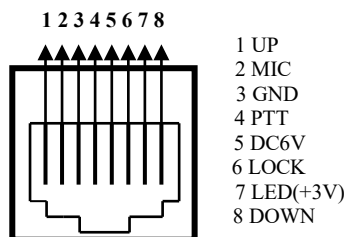
CAUTIONS:

- Please be sure to use “AVAIR” Interconnection microphone cable optionally available.
- Do not place this microphone near high temperature area or under direct sunlight.

MOBILE CONNECTION INFORMATION



KEY2 CONNRCTION INFORMATION



AV-MF8 Control Unit select guide

CB RADIO 4 PIN TYPE	CB RADIO 6 PIN TYPE	ALINCO	ICOM	KENWOOD	YAESU
AV-MF8-CB	AV-MF8-CB	AV-MF8	AV-MF8	AV-MF8	AV-MF8

AV-MF8 Connection cable and option control key CK1 select guide :

CB 4 PIN	CB 6PIN	ALINCO RJ-45 8 PIN	ALINCO Round 8 PIN	ICOM RJ-45 8 PIN	ICOM Round 8 PIN	KENWOOD RJ-45 8PIN	KENWOOD Round 8 PIN	YAESU RJ-45 8PIN	YAESU Round 8 PIN	YAESU RJ-45 6PIN (MH-48A6J)
MF8-CB4	MF8-CB6	MF8-73A	MF8-24A	MF8-73I	MF8-24I	MF8-73K	MF8-24K	MF8-73Y	MF8-24Y	MF8-486
CK1-CB	CK1-CB	CK1-K	CK1-K	CK1-I	CK1-I	CK1-K	CK1-K	CK1-K	CK1-K	CK-1Y
CK2	CK2	CK2	CK2	CK2	CK2	CK2	CK2	CK2	CK2	CK2

Remark : ALINCO, KENWOOD YAESU(RJ-45 8pin and Round 8pin) share same control key CK1-K
All kinds of Radio share same control key CK2

AV-MF8 Option Microphone

M1 : Goose neck microphone (Fig. 3)
Neck Length :250MM
Cable length :400CM

Fig. 3



M1

M2 : Goose neck microphone with stand (Fig. 4)
Neck Length :125MM
Cable length :400CM

Fig. 4



M2

M3 : Mini microphone with stand (Fig. 5)
Microphone Head size OD:19MM : Length:82MM
Cable length :400CM

Fig. 5



M3

AV-MF8 Option PTT key

CK1: Mutli-function Ptt key (Fig. 6)
Box Size : 50(L)x42(W)x12(H)(mm)
Cable length :250CM


Fig. 6



CK1

CK2: Mini Ptt key (Fig. 7)
Box Size : OD:34MM Height :12MM
Cable length :250CM

Fig. 7



CK2

CK3: Goose neck Ptt key (Fig. 8)
Neck Length :250MM
Cable length :250CM

Fig. 8



CK3